

The New and Improved Tagged.com Registration Process

This document highlights key improvements to the steps of the Tagged.com registration process

Step 1 - Find Friends Page – Note the clearly labeled 'Import Friends' button and large 'Skip' button. Also note the clear description of what happens when you choose to import your email address book contacts to Tagged.

TAGGED™ Setup Your Account Step 1 of 5 Skip

English | [Español](#)

Find your friends on Tagged!

Check your AOL address book:

AOL email address: @aol.com

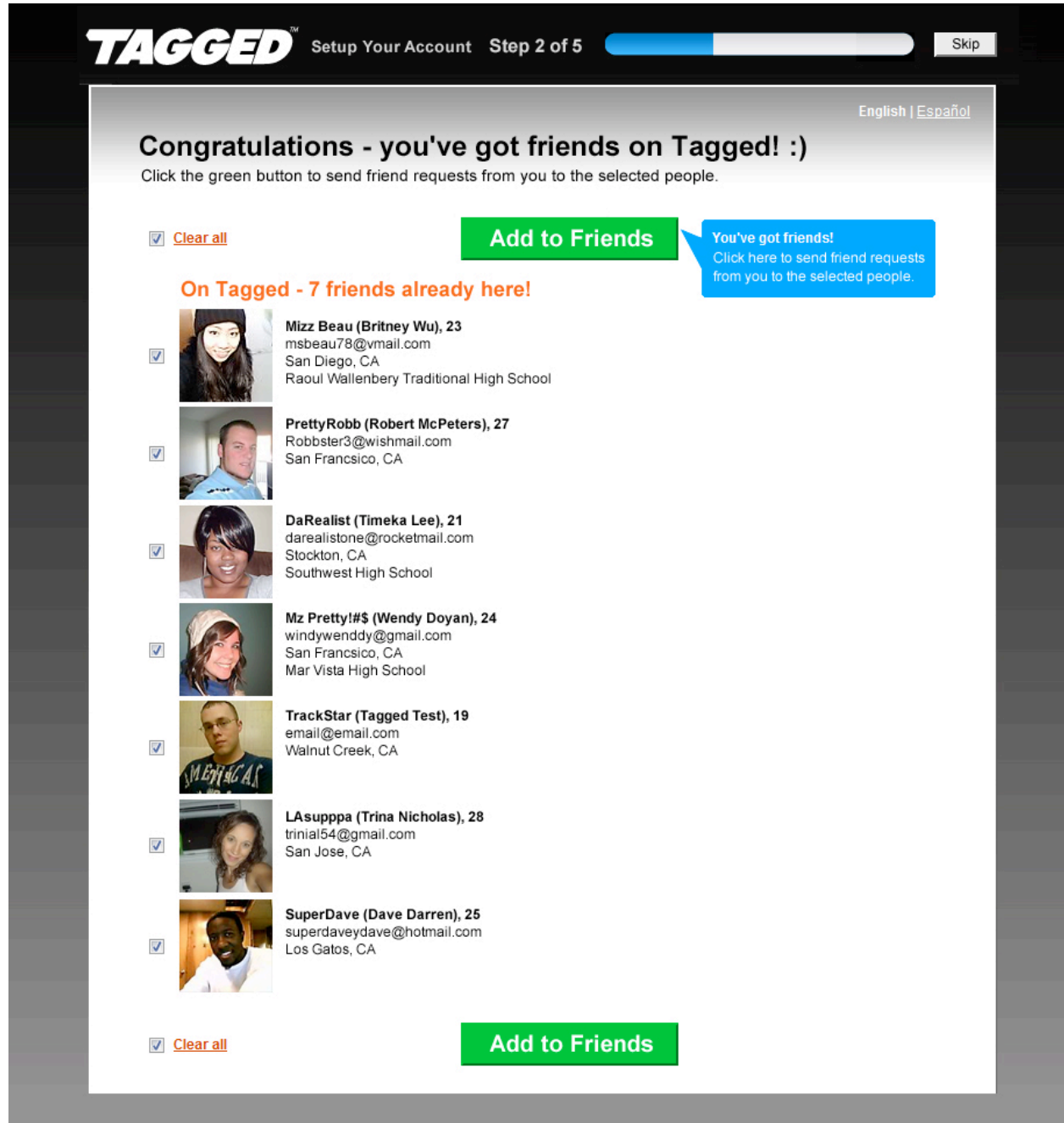
AOL password:

Import Friends

Skip

More Information
By clicking "Import Friends," you give Tagged permission to import your email address book contacts and store their names and email addresses indefinitely. Your contacts will be stored in a safe and secure manner, and will not be shared with any third parties. Only Tagged's authorized employees will have access to your contacts.

Step 2 – Friends on Tagged – We’ve added a whole new page displaying exactly which of your friends are already on Tagged and allowing you to add them as your friends.



TAGGED™ Setup Your Account Step 2 of 5 Skip








English | Español

Congratulations - you've got friends on Tagged! :)

Click the green button to send friend requests from you to the selected people.

[Clear all](#) Add to Friends You've got friends!
Click here to send friend requests from you to the selected people.

On Tagged - 7 friends already here!

-  **Mizz Beau (Britney Wu), 23**
msbeau78@vmail.com
San Diego, CA
Raoul Wallenberg Traditional High School
-  **PrettyRobb (Robert McPeters), 27**
Robbster3@wishmail.com
San Francisco, CA
-  **DaRealist (Timeka Lee), 21**
darealistone@rocketmail.com
Stockton, CA
Southwest High School
-  **Mz Pretty!#\$ (Wendy Doyan), 24**
windywenddy@gmail.com
San Francisco, CA
Mar Vista High School
-  **TrackStar (Tagged Test), 19**
email@email.com
Walnut Creek, CA
-  **LAsupppa (Trina Nicholas), 28**
trinial54@gmail.com
San Jose, CA
-  **SuperDave (Dave Darren), 25**
superdaveydave@hotmail.com
Los Gatos, CA

[Clear all](#) Add to Friends

Step 3 – Send Invites Page – Note the clearly labeled 'Send Invites' button and large 'Skip' button. Also note the clear description of what happens when you choose to send email invites to your friends, how the invites will appear and a link to a view a sample invite and reminder.

TAGGED™ Setup Your Account Step 3 of 5 English | Español Skip

Invite your email contacts to join you on Tagged! :)

Click the green button to send email invites from you to the selected people.

[Clear all](#) **Send Invites** Invite people to join you!
Click here to send email invites from you to the selected people. Skip

Not On Tagged - 16 friends can join you!

- Wyatt James**
Jywatt17@yahoo.com
- Barbara Tillman**
barbaratill8@hotmail.com
- Matthew James**
chewchew64@rocketmail.com
- Nathaniel Scott**
beamscoltie@ymail.com
- Julianne Grey**
jaygreyis@mail.com
- Josie Landon**
josiejustlanded@ymail.com
- Paula Morgan**
heypaulamm@gmail.com
- Emma Madison**
emmamaddie@hotmail.com
- Kim Reese**
reesiespiecesk@live.com
- Maria Damian**
mariadadamn@live.com
- John Maddy**
john8723s@gmail.com
- Robin Tyler**
tyler13in@slidemail.com
- Robert Logan**
loganshero71@rocketmail.com
- Hayden Hunter**
thehunterhay@hotmail.com
- Jimmy McGehee**
JimsterMcster@send.com
- Chad Loreto**
chadloretos1@gmail.com

[clear all](#) **Send Invites** Skip

More Information
By clicking "Send Invites," you give Tagged permission to send email invites and courtesy email reminders from you to the selected contacts. Email invites will include your name and email address in the From: line and your name and photo in the body. Tagged may send courtesy email reminders to any of your invited contacts until you cancel your Tagged account, you cancel the particular invite, or the particular contact blocks emails from Tagged. These courtesy email reminders may include your name, email address, and photo. [Click here](#) to view a sample email invite and reminder.

Step 4 – Invite Confirmation Page – Note the confirmation of the number of contacts being invited and the opportunity to choose not to send email invites.

